

CT10966 Controller Board Specification

PCAP Microchip® mxT1664T3 USB

**Sustaining Quality,
Exceeding Expectations**

DawarTouch®

1. General Description

The CT10966 is a controller board programmed to work with 15.6in Dawar sensor DW03050. The unprogrammed board is CT10379. The board uses the Microchip® mxT1664T3 maXTouch® controller. The communications interface is standard USB 2.0 full speed.

For more information on the mxT1664T3 controller refer to the following Microchip® documentation:

- ▶ mxT1664T3 Datasheet
- ▶ Interfacing with maXTouch Touchscreen Controllers

Both documents are available on [Microchip's website](#).

2. Functional Description

The CT10966 controller supports the following features:

- ▶ Up to 16 finger touches
- ▶ Stylus touches (stylus diameter depends on sensor design)
- ▶ Glove touches
- ▶ Thick cover lenses (up to 4mm glass, 2mm plastic)
- ▶ Greater than 100Hz report rate
- ▶ Low latency (<10ms for first touch report from idle mode)
- ▶ Automatic self-calibration
- ▶ Aggressive noise avoidance and noise cancellation features
- ▶ Maximum resolution of 4095 x 4095

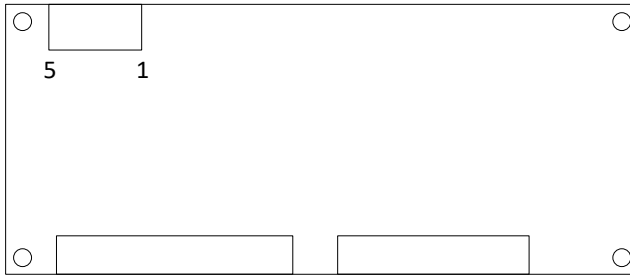
Additional tuning support from Dawar is available for specialized applications.

3. Electrical Specifications

Parameter	Min	Typ	Max	Units	Remarks
Digital Power Supply (VDD)	-	5	-	V	USB standard
Active Current	-	36	-	mA	Note 1
Sleep Current	-	3.5	-	mA	
X Electrodes	-	-	32	-	
Y Electrodes	-	-	50	-	

Note 1: Active power depends on configuration settings and number of touches.

4. Connector



Pin	Description
1	GND
2	5V
3	GND
4	D+
5	D-

USB board connector part number is Most Well 2WF2HD-201505T121A01 (compatible with JST S5B-PH-K-S).

Mating cable connector is Most Well 2HG2CT-201105NPA1A01 with crimp contact 2F2CA-PT1701 (compatible with JST PHR-5 and SPH-002T-P0.5L).

5. Environmental Specifications

Parameter	Min	Typ	Max	Units	Remarks
Operating Temperature	-40	-	85	°C	
Storage Temperature	-40	-	90	°C	
Relative Humidity	0	-	95	%RH	Note 1

Note 1: RH is defined at 60°C, non-condensing.

6. Operating System Support

Operating System	Supported	Remarks
Microsoft Windows XP	Yes	Note 1
Microsoft Windows 7	Yes	Note 2
Microsoft Windows 8	Yes	Note 2
Microsoft Windows 10	Yes	Note 2
Linux	Yes	Note 3

Note 1: Requires custom mouse emulation program. Contact Dawar for support.

Note 2: Compatible with Microsoft HID. No driver required.

Note 3: Kernel version 2.6.38 or later. Refer to <https://github.com/atmel-maxtouch/linux/wiki/USB>.

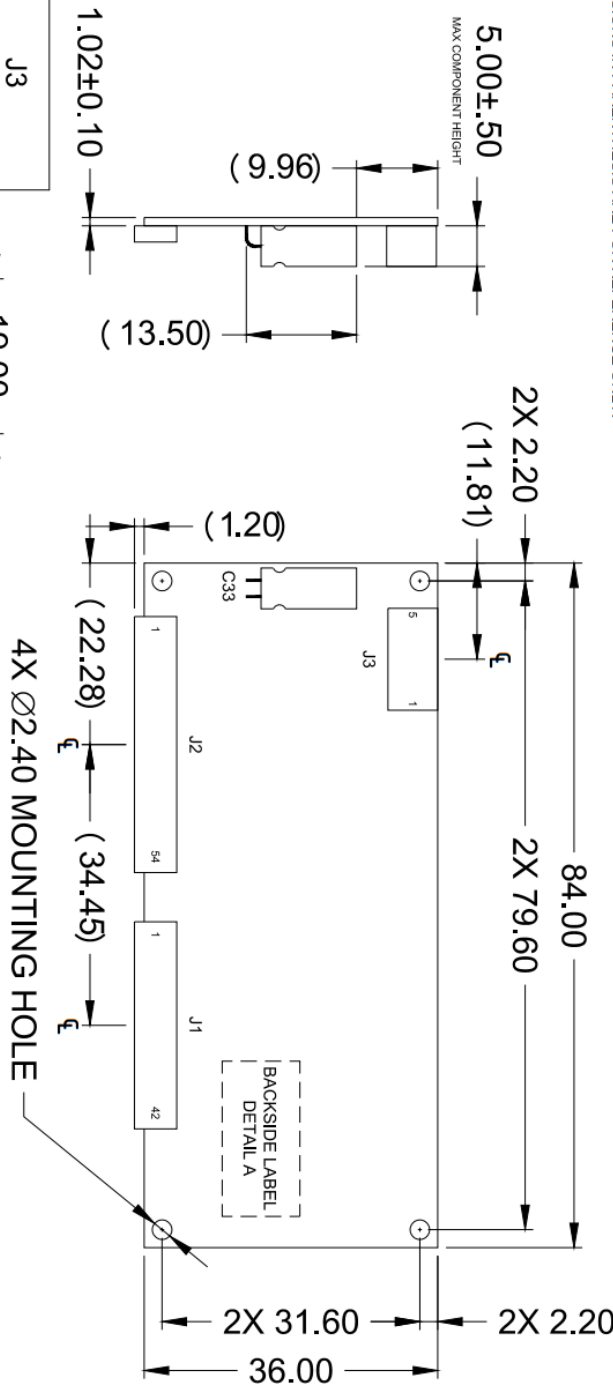
7. Product Life

Dawar Technologies is committed to providing products stability and support to our valued

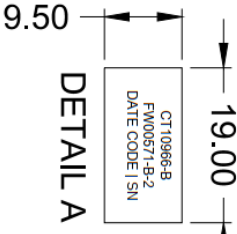
customers throughout the life of the product. All Dawar Touch products meet the following minimum requirements:

- ▶ 5 year minimum product lifecycle
- ▶ 12 month end of life (EOL) notification
- ▶ Last time buy option with EOL notification
- ▶ 60 day change notification for any change that affects form, fit, or function

- NOTES:
- CONNECTOR FOR J1: MOST WELL MWFP00SPSN-H20-42
 - CONNECTOR FOR J2: MOST WELL MWFP00SPSN-H20-54
 - CONNECTOR FOR J3: MOST WELL ZW-F2HD-2015051121A01 (COMPATIBLE WITH JST SSB-PH-K-S)
 - MATING CONNECTOR FOR J3: MOST WELL HOUSING ZHGZCT-201105NPA1A01 AND CRIMP CONTACT ZFCAP-T1701 (COMPATIBLE WITH JST HOUSING PHR-5 AND CRIMP CONTACT SPH-002T-P0.5L)
 - DIMENSIONS IN PARENTHESES ARE FOR REFERENCE ONLY.



J3	
PIN	FUNCTION
1	GROUND
2	USB_5V
3	GROUND
4	D+
5	D-



REV	DATE	ECO	DESCRIPTION	DWG	DATE
A	1	-	INITIAL RELEASE	CPO	10-11-18
B	1	1437	REMOVED NOTES 5.	HVC	11-29-18
B	2	1512	UPDATED CONTROLLER CONFIGURATION.	CPO	05-16-19
B	2	1512	CHANGED THE PART NUMBER FOR A CONNECTOR AND MATED CONNECTOR, AND ADDED COMPATIBLE SET.	HVC	1-5-20

Controlled Cassie Ostrowski
ENGINEERING / GRAPHICS 09:21:40 -05'00'

Dawar Touch
1500 North Lincoln Avenue, Pittsburgh, PA 15222
1-800-366-1904 • 412-222-2866 • Fax: 412-222-2868

BASE CONTROLLER	CT10379-C	FW00571-B-2	UNIT	CT10966-B	TOLERANCE	SHEET	DRAWN BY	DATE
DESCRIPTION	ATMEL PCB - 1684T3 USB 42x64 PCAP CONTROLLER		AWI (PCH)	Manufacturing (unless specified)	1.00"	C. OSTROWSKI		10-11-18
THIS IS A GENERAL DOCUMENT IN THE PROPERTY OF DAWAR TOUCH. IT IS NOT TO BE REPRODUCED OR TRANSMITTED IN ANY FORM OR BY ANY MEANS, ELECTRONIC OR MECHANICAL, WITHOUT PERMISSION OF A DAWAR TOUCH REPRESENTATIVE OR WITHOUT PERMISSION OF DAWAR TOUCH/CONTROL INC.				ITEM/DRAWING NO.	2	DWG REV	2	

Revision History

Revision	Date	Content	Author
A	9-6-2019	Initial Release	Tony Gray
B	1-27-2020	Added JST part numbers for USB connector	Tony Gray